

A Precision 2" Nom. Swage Press for the production of hose assemblies of heavy construction.
 Designed specifically for mobile hose trucks with 24VDC supply and anti-spill reservoir breather.
 Manufactured from steels with high alloying components subjected to new surface treatment will provide the owner of trouble free operation.

- **2" 6 Wire Hydraulic hose capability.**
- **Shoe Cluster Auto Indexing - Auto Lubrication. Constant >97% Crimping Efficiency.**
- **Dies Without Pins.**
- **Self Lubrication/Indexing Shoe Cluster.**
- **RotaCrimp Enabled.**
- **Anti-Pinch De-Compressor.**
- **SuperCharged Hydraulic Circuitry.**
- **Reverse Head Design for Strength + Safety.**

Dynamic:

| | |
|--|-----------|
| Nom. Size (Hydraulic Hose Size Inches)..... | 2 |
| Die Set Size (mm nom.)..... | 50E-XX |
| Swaging Range (mm with Std. Die Set)..... | 16 to 76 |
| (mm with Optional Dies)..... | 6.5 to 92 |
| Max. Die Set Opening (mm + Die Set Size)..... | 50 |
| Radial Swaging Force (kN)..... | 4,100 |
| Cycle Speed (Full Stroke-Complete Cycle sec.)..... | 24 |

Physical:

| | |
|--|--------------------|
| Dimensions (Plan mm x mm x Height mm)..... | 600 x 420 x 650 |
| Weight (Without Dies & Oil kg)..... | 300 |
| Shipping Space (m x m x m)..... | 0.77 |
| Shipping Weight (kg)..... | 320 |
| Crate Size (Plan m x m x Height m)..... | 0.90 x 0.80 x 1.00 |

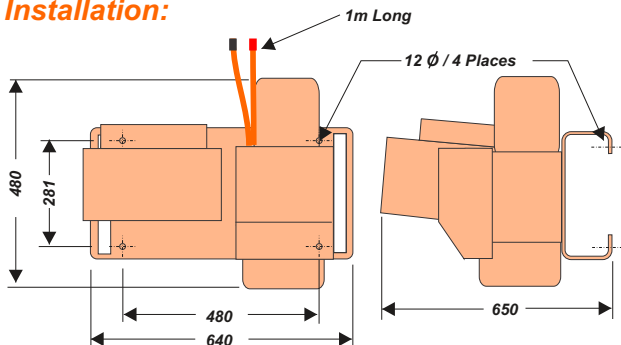
Electrical:

| | |
|------------------------------|--------------|
| Supply (Volts / Amps)..... | 24 VDC / 150 |
| Power (kW)..... | 1.5 |
| Control Power (Volts)..... | 24 VDC |

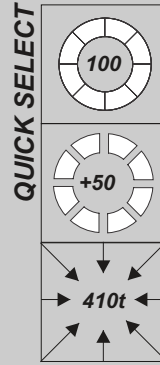
Hydraulic:

| | |
|-------------------------------------|-----|
| Rated Pressure (bar)..... | 300 |
| Pump Flowrate (l/min)(No Load)..... | 6.0 |
| Reservoir Capacity (litres)..... | 8 |
| Filtration (um)..... | 100 |

Installation:



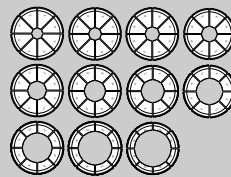
Specifications May Change Without Notice
 All Dimensions in Millimeters.



Options:

BS50ESDS Standard Die Set

11 Die Sets supplied as a package to allow infinite swaging between 16 to 76mm finished swage size.

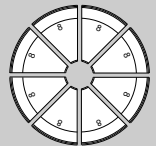


50E- Extended Range & Special Profile

The Extended Range of Die Sets Available are as follows:

| | |
|--------------|----------------------------|
| 50E-6.5..... | 6.5 to 8mm finished swage. |
| 50E-8..... | 8 to 10mm finished swage. |
| 50E-10..... | 10 to 12mm finished swage. |
| 50E-12..... | 12 to 14mm finished swage. |
| 50E-14..... | 14 to 16mm finished swage. |
| 50E-76..... | 76 to 86mm finished swage. |
| 50E-82..... | 82 to 92mm finished swage. |

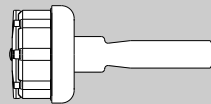
or consult your Dealer for special profile.



BS50EQCT Quick Change Tool


The Patented Quick Change Tool provides for changing of the Dies in the "Open" state. Therefore not requiring the Swage Press to "Close" & "Open".

Dies are supplied in containers that will provide for automatic charging of this tool.



BSAR Access Rail

The BS350/24EX is bolted to the top of the BSAR Access Rail. It provides for 600mm of slide movement. Because the press is positioned sideways on the rail, when slid out it positions the press as to allow access to the rear to facilitate easy operation. The BSAR is equipped with end of stroke locks and an Interlock contact switch.



BS50EDUPL0 Die & Tool Rack

The BS50EDUPL0 is bolted on top of the BSAR Access Rail, behind the swage press. It is a double sided "A-Frame" style unit incorporating 8 Die Rosettes & 1 Quick Change Tool storage bin. This arrangement move out with the Swage Press on the Access Rail to facilitate easy & quick Die changes.

1 x BS50EQCT Quick Change Tool included.

